

BEALE STREET AUDIO

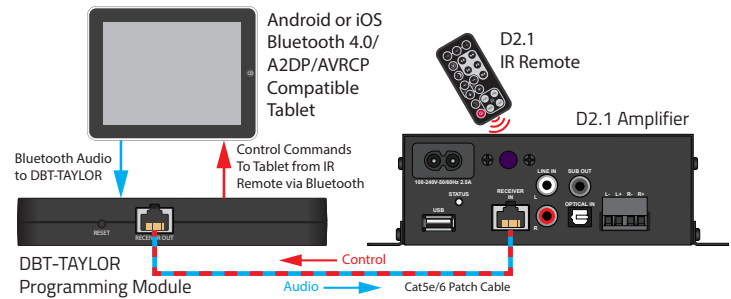


Get Reale. Get Beale.™

DBT-TAYLOR PROGRAMMING MODULE & APP



DBT-Taylor Programming Module



Typical DBT-Taylor Connections & Signal Flow

Are you an old-school audio tweak or are you a new-breed smarty pants digital technologist? Do you like tweaking your audio systems by ear, each one individually, or do you like techie toys like setup Apps, because if something doesn't have an App, what's the point?

What if you could do both?

You can. The DBT-Taylor Programming Module and Taylor App give you old-school knob turning in the form of a digital-age virtual setup.

The DBT-Taylor Programming Module connects to any Beale Street Audio amplifier with an RJ45 Receiver IN port. It allows configuration of amp settings from the Taylor App running on either an Android or iOS tablet that is Bluetooth 4.0, A2DP, (Advanced Audio Distribution Profile a.k.a Bluetooth Audio Streaming) and AVRCP, (Audio/Video Remote Control Profile) compatible. Setup options will vary a bit from amp to amp depending upon amp design and features.

The App provides settings for Master Volume, Input Audio Levels, Master Audio Limiter, EQ, Source Priority, audio-sensing Auto-On/Power OFF, Subwoofer Out ON/OFF, Sub/LFE select, Subsonic level, (lowest output frequency) Crossover, Slope and Phase. There is a Reset Tab so you can reset the App and amp when you get completely carried away playing with all of the options and need to start over. The About Tab provides info on which revs of the App, DBT Bluetooth Module, and amp firmware you are running to be sure everything is latest latest with all current options and features.

Amp setups can be saved as 'Preset Programs'. These files can be used to try different configurations on a particular system or used on future installs with similar configurations.

Though primarily intended for use as a setup device, the DBT-Taylor can also be used for Bluetooth Audio Streaming with IR control of transport functions from the amplifier's IR remote control.

Now every installation can be custom tailored for optimum performance with the Taylor App by Beale Street Audio.

Beale Street Audio A NEW BRAND FROM 

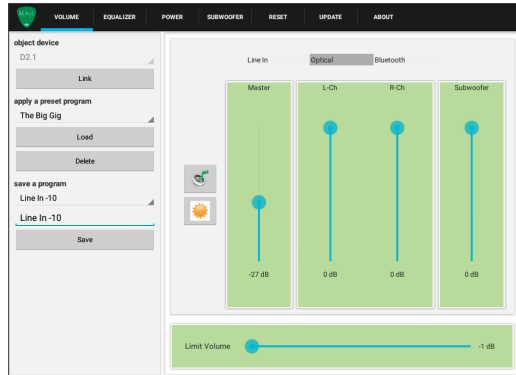
Vanco International, LLC 506 Kingsland Drive Batavia, IL 60510 Phone: 800.626.6445 Fax: 630.879.9189 www.getbeale.com

The Vanco logo, Sonic Vortex logo, and Beale Street Audio Inc. logo are registered trademarks of Vanco International, LLC. Vanco, Sonic Vortex, Beale Street Audio, Get Reale. Get Beale., the Vortex logo, and the Beale Street Audio logo are trademarks of Vanco International, LLC. ©2017

DBT-Taylor Features & Specifications

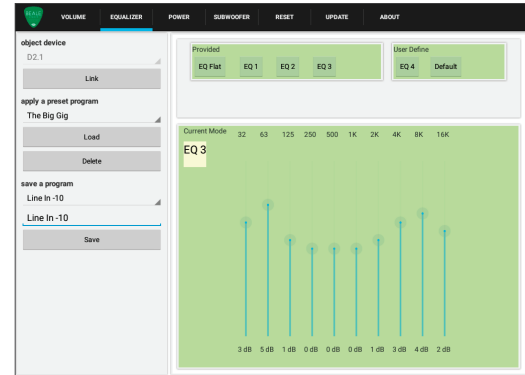
The DBT-Taylor Programming Module and Taylor App are primarily intended for use as setup tools. The App can be used as a controller and the DBT can be used for Bluetooth Audio Streaming. The App in the hands of a professional installer is a great tool. The App in the hands of an advanced user is a wonderful controller. The two-way capability of the DBT for Bluetooth Audio and IR control of the tablet can increase overall system flexibility. These same items in the hands of a less sophisticated or knowledgeable user can be a problem. Don't say we didn't try to warn you...

TAYLOR APP - Volume



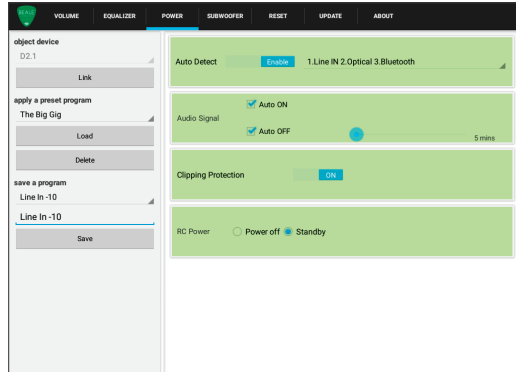
The Volume Tab provides settings for Input Select, Master Volume, Left/Right channel level/balance by source, Master Sub level, Master Audio Limiter, Mute and Night Mode. The App can Link from any Tab, and Preset Programs can be selected, saved or deleted from any Tab.

TAYLOR APP - Equalizer



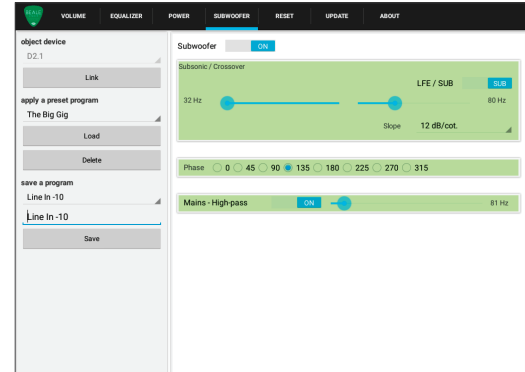
The Equalizer Tab provides access to the three preset EQ settings and the User Defined setting. The Equalizer is a ten band EQ at the frequencies shown...what...you can't read that...time for glasses...+/- 10dB at each frequency with default and flat overrides.

TAYLOR APP - Power



The Power Tab provides settings for Auto Detect turn-on input priority, Auto-ON and Auto-OFF settings, Clipping Protection and IR Remote Power OFF or Standby. In all Tabs, the Beale icon will illuminate green when the App is linked and the device is ON; maroon when linked and the device is OFF; gray when not linked.

TAYLOR APP - Subwoofer



The Subwoofer Tab provides settings for Sub Out ON/OFF, Sub/LFE select, Subsonic level, (lowest output frequency) Crossover, Slope, Phase, along with a selectable, variable mains high-pass setting...all of the settings typically used for subwoofer setup and configuration.

DBT-TAYLOR/APP FEATURES & SPECIFICATIONS

Master Volume.....0 to -49dB
 Left/Right Channel (By Source).....0 to -30dB
 Subwoofer.....0 to -15dB
 Audio Limiter.....0 to -49dB
 10 Band EQ.....3 Presets, 1 User Defined Setting
 10 Band EQ.....32, 68, 125, 250, 500, 1K, 2K, 4K, 8K +/- 10dB
 Audio-Sense/Auto OFF.....Selectable
 Auto OFF.....5 minutes to 30 minutes
 Subwoofer.....LFE/SUB
 Subsonic (Lowest Freq Output).....20 to 40Hz
 Sub Crossover.....40 to 160Hz

DBT-TAYLOR/APP FEATURES & SPECIFICATIONS

Sub Phase.....0, 45, 80, 135, 180, 225, 270, 315°
 Mains High-pass.....40 to 500Hz
 Bluetooth Pair LED.....Blue
 App Link LED.....Orange
 Device.....Android or iOS Tablet*
 Bluetooth Version.....4.0
 Bluetooth Profiles.....A2DP/AVRCP
 Download.....'Taylor App' Play Store (Android); App Store (iOS)
 * Tablets only. Not compatible with Android or iOS Smartphones

The *Bluetooth*® word mark and logos are registered trademarks owned by Bluetooth SIG, Inc. and any use of such marks by Beale Street Audio or Beale Beale Street Audio is under license.